SPECTRA 48

IP65 48X8W RGBL FX & PIXEL MAPPING WASH

CYCLOPS LIGHTING



USER MANUAL

PRODUCT DOCUMENTATION

DMX CHART

www.cyclopslighting.com

INDEX

1. Safety Information 03
2. Technical Specifications 04
3. Device Overview 05
4. Installation 06
5. Control Panel 07
6. Menu Operation & Settings 13
7. DMX Channels 15

Please read carefully before use

Please Note: Specifications and improvements in the design of this unit and this manual are subject to change without any prior written notice.

1. SAFETY INFORMATION

Before you operate this unit read the manual carefully. Always make sure to include the manual if you pass/rent/sell the unit to another user. Keep in mind that this manual cannot address all possible dangers and environments. Please use your own caution when operating. This product is for professional use only. It is not for household use.

•Do not operate the unit in areas of high temperature conditions. It will cause abnormal function or damage the product.
•Always use a suitable safety wire when mounting the light overhead.
•Connect the safety wire only to the intended safety mount.
• Always follow local safety requirements.

•Only qualified personnel may repair this product.
•Do not open the product housing.
•Do not apply power if the light is damaged.

•Do not directly look into the light.
•It can cause harm to your eyes.
•Do not look at the LEDs with a magnifying glass or any other optical instrument that may concentrate the light output.
•Please don't look at the light directly when the light's radiation temperature reach 40℃

•The exterior surfaces of the light can become hot, up to 55°C during normal operation.
•Ensure that accidental physical contact with the device is impossible.
• Install only in ventilated locations.
•Do not cover the light.

•Always charge with the flight case open.
• It is recommended to charge at a temperature between 15°C and 35°C

•Do not look directly at the light source.

•Don't throw the unit into the garbage at the end of its lifetime.
• Make sure to dispose is according to your local ordinances and/or regulations, to avoid polluting the environment!
•The packaging is recyclable and can be disposed.

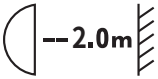

ta 45 °C

2. TECHNICAL SPECIFICATIONS

1. Standard Configuration

- 1x SPECTRA 48
- 1x Power cable

2.Control Functions

- 1 / 4 / 4B / 8 / 11 / 18 / 22 / 24 / 34 / 48 / 58 CH
- Master&Slave mode

3.Features

- Light Source: 48*8W RGBL
- Type of optical system:AP04-2
- Color Temperature (at full):6700K
- Beam Angle: 30x70˚ (average)
- Field Angle: 60x120˚ (average)
- Power consumption: 375W
- Voltage: 100V-240V / 50-60HZ
- Light output all LEDs on:11289lm
- Lux @ 2m:3857 LX
- Lux @ 5m:617 LX
- Lux @ 8m:241 LX
- Lux @ 10m:154 LX
- Run Mode: DMX 512 /Master Slave/Auto Run
- Color calibration:127-255
- LED PWM Frequency:1K Hz-18K Hz
- 10 internal programs and 10 customerize programs
- 4 different dimming curve
- Maximum Connections:6pcs@220V
- Strobe:0 - 20Hz adjustable
- Tilt:0-360°
- Pixel control: 12 Sections
- IP65
- Temperature: -40℃~40℃
- N.W: 6.52 KG
- Dimensions: 378 x 140 x 213mm

3. DEVICE OVERVIEW

1. Connections

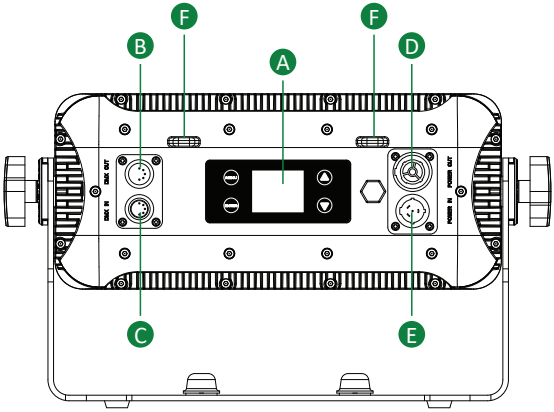

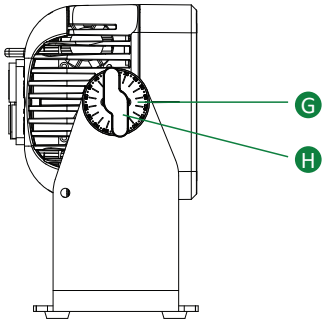

A: LCD Screen

B: DMX Out

C: DMX In

D: Power Out

E: Power In

F: Safety rope hole

G: Dial 0-360°

H: Knob

4. INSTALLATION

1.Customize your setup with various accessories to achieve diverse lighting effects and installation configurations. Options include:

● *Magnetic frost filter*

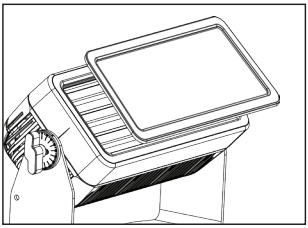

Magnetic frost filter

Both the light and the frost filter contain powerful magnets, enabling magnetic attachment upon the light. Includes a safety wire to ensure secure installation.

● *Barndoor*

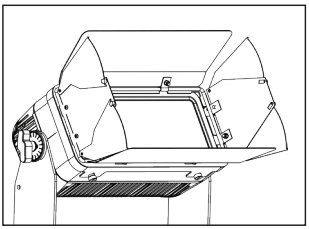

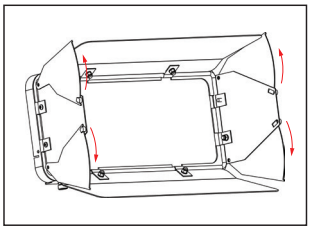

Four-sided barndoor

The barndoor equipped captive screws. Align the barndoor with the mounting holes, tighten the screws to secure it, then unfold for operation. The side opening page design effectively prevents light leakage.

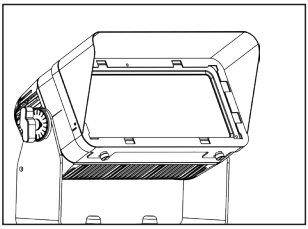

One-sided barndoor

The barndoor is equipped with captive screws. Align it with the chassis holes and tighten the screws for secure installation.

5. CONTROL PANEL

5.1. Control Display

MENU LCD Touch Screen

Press arrows to scroll up and down inside the menu and change values, such as DMX address

ENTER Press ENTER to access theselection menu for system settings or confirm changes

5.2.Displayer Introduction

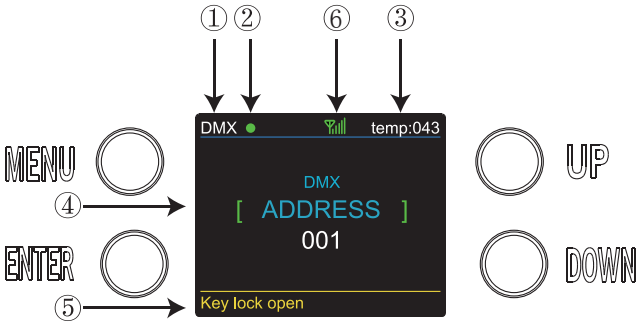

1. When you enter DMX Mode,it will be showed DMX,when you enter SLAVE Mode,it will be showed SLAVE.
2. This shows the condition of signal transmission. Green is connected.Red is disconnected.
3. This shows the temperature of the lights.
4. This shows the menus you can select.
5. This shows the condition of key lock. “Key lock open” means it is open and “Key lock off” means it is close.
6. This shows the condition of wireless signal. Green is connected.Red is disconnected.

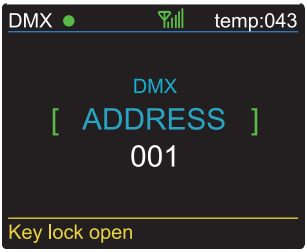	While DMX and Wireless signal are green,it means DMX Mode and Wireless are connected.
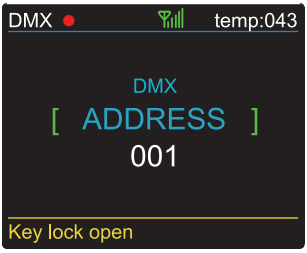	While DMX shows red but Wireless signal shows green,it means DMX Mode is disconnected and Wireless is connected.
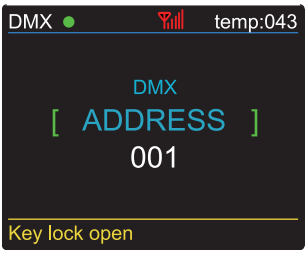	While DMX shows green but Wireless signal shows red,it means DMX Mode is connected and Wireless is disconnected.
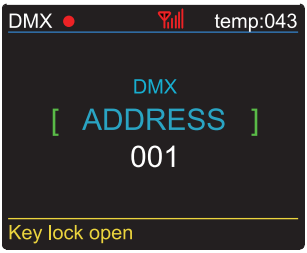	While DMX and Wireless are show red,it means DMX Mode and Wireless are disconnected.

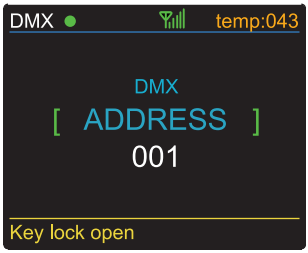	While the letters and number show change from white to yellow, it means the temperature beyond max temperature of default settings.
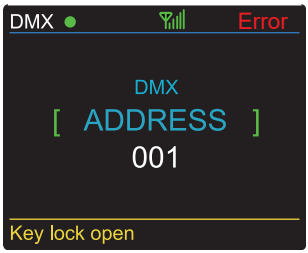	While the letters and numbers show Error, it means they have some problems with temperature.

1.DMX connection

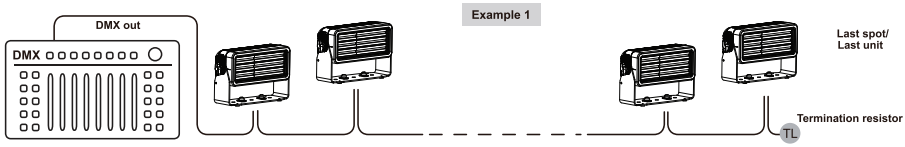

2.Master / Slave connection

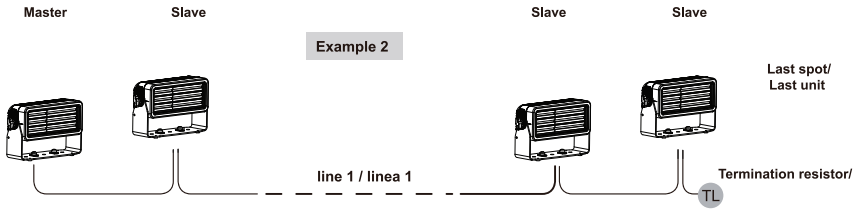

3.CABLE CONNECTORS

Cabling must have a male XLR connector on one's end and a female XLR connector on the other's end.

DMX connector configuration

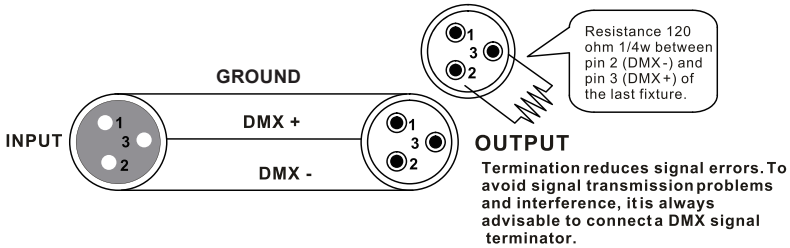

Caution:Do not allow contact between the ground and the fixture's chassis ground. Grounding the ground can cause a ground loop, and your fixture may perform erratically. Test cables with an ohm meter to verify positive pole and to make sure the pins are not grounded or shorted to the shield or each other.

3-PIN TO 5-PIN CONVERSION CHART

Please note if you use a controller with a 5 pin DMX output connector, you need to use a 5 pin to 3 pin adapter. The chart below details a proper cable conversion:

3-PIN TO 5-PIN CONVERSION CHART

Conductor	3 Pin Female (output)	5 Pin Male (Input)
Ground/Shield	Pin 1	Pin 1
Data (-) signal	Pin 2	Pin 2
Data (+) signal	Pin 3	Pin 3
Do not use		Do not use
Do not use		Do not use

PROGRAMME MENU

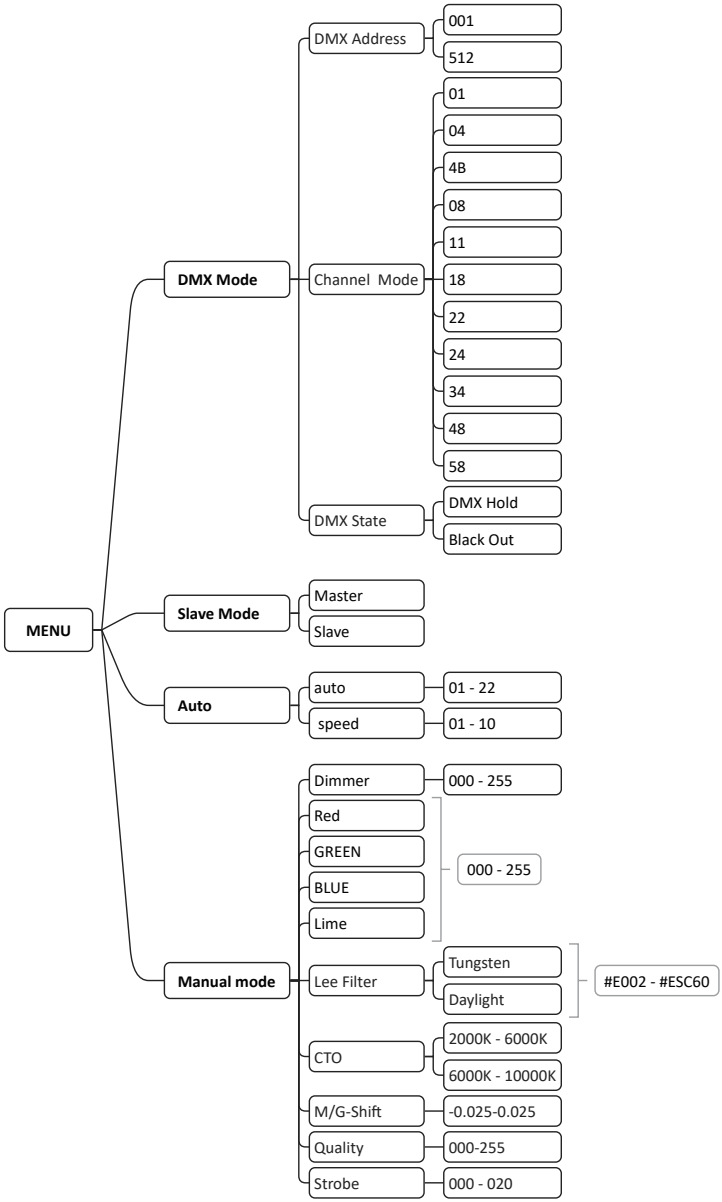

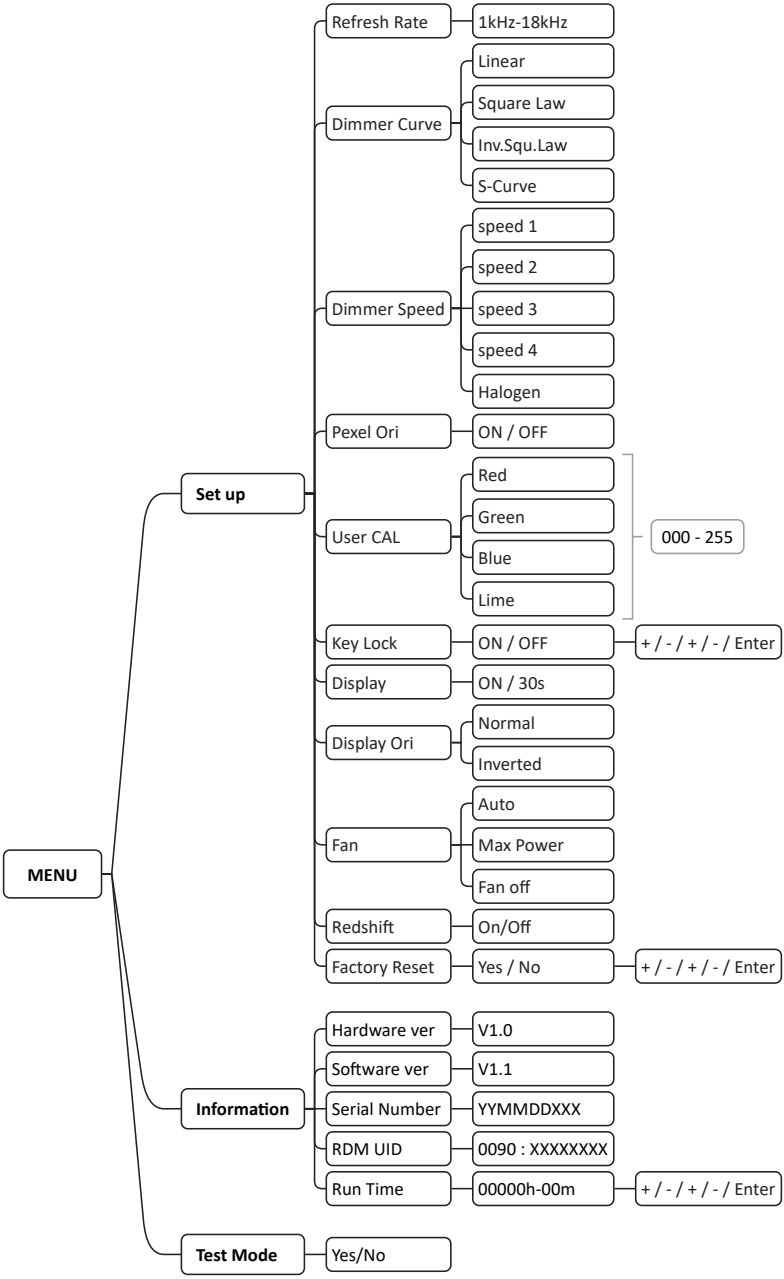
MENU
Set up
Refresh Rate
1kHz-18kHz
Dimmer Curve
Linear
Square Law
Inv.Squ.Law
S-Curve
Dimmer Speed
speed 1
speed 2
speed 3
speed 4
Halogen
Pexel Ori
ON / OFF
User CAL
Red
Green
Blue
Lime
000 - 255
Key Lock
ON / OFF
+ / - / + / - / Enter
Display
ON / 30s
Display Ori
Normal
Inverted
Fan
Auto
Max Power
Fan off
Redshift
On/Off
Factory Reset
Yes / No
+ / - / + / - / Enter
Information
Hardware ver
V1.0
Software ver
V1.1
Serial Number
YYMMDDXXX
RDM UID
0090 : XXXXXXXX
Run Time
00000h-00m
+ / - / + / - / Enter
Test Mode
Yes/No

6. MENU OPERATION & SETTINGS

DMX MODE-In this menu, you can select your desired DMX address (001-512), Channel mode and DMX state.
1.DMX ADDRESS - In this menu, you can select your desired DMX address (001-512).
(1) Press “ENTER” button and then UP or DOWN button until “DMX ADDRESS ” is showed.
(2) Press “ENTER” button, “xxx” will be showed, “x” represents the showed address. You can press the UP or DOWN button to select your desired address.
2.CHANNEL MODE - In this menu, you can select your desired Channel mode.
(1)Press “ENTER” button and then UP or DOWN button until “CHANNEL MODE ” is showed.
(2) Press “ENTER” button, “Channel [xx]” will be showed, “x” represents the showed DMX channel mode. You can press the UP or DOWN button to select your desired Channel mode.
3.DMX STATE -In this menu, you can adjust the DMX state (DMX HOLD or BLACK OUT).
(1)Press “ENTER” button and then UP or DOWN button until “DMX STATE” is showed.
(2)Press “ENTER” button, and there will be two options. Then, press ENTER to select the option and press UP or DOWN button to select the value you desire as follow:
1)DMX HOLD – You can keep the DMX mode;
2)BLACKOUT - You can blackout the DMX mode so that you can set other mode you desired.

SLAVE MODE - In this menu, you can select SLAVE mode. In SLAVE mode, you can select one light as the MASTER light and other lights in SLAVE mode will run following the MASTER light.
1. Press “ENTER” button and then UP or DOWN button until “SLAVE MODE” is showed.
2.Press “ENTER” button to set the slave mode.

AUTO MODE-In this menu, you can select your desire AUTO mode(1-22) and adjust the running Speed(1-10).
1. Press “ENTER” button and then UP or DOWN button until “AUTO” is showed.
2. Press “ENTER” button, and “SPEED” or “AUTO MODE” will be showed. Then press ENTER, and you can see two items as below:
(1) SPEED - You can select your desired speed in this menu.
(2) AUTO - You can select your desired auto mode in this menu.

MANUAL MODE – In this menu, you can adjust dimmer(0-255), RGBL(0-255), Lee Filter, CTO(2000K-10000K), M/G-Shift, Quality(0-255)STROBE(0-20).
1. Press “ENTER” button and then UP or DOWN button until “MANUAL ” is showed.
2. Press “ENTER” button, and there will be 10 options. Then, press ENTER to select the option and press UP or DOWN button to select the value you desire as follow:
(1)DIMMER-You can adjust the brightness of color from 0-255 in this menu .
(2)RED - You can adjust the red brightness in this menu.
(3) GREEN - You can adjust the green brightness in this menu.
(4) BLUE - You can adjust the blue brightness in this menu.
(5) LIME - You can adjust the lime brightness in this menu.
(6) LEE FILTER - You can adjust the Tungsten and Daylight from #E002-#ESC60 in this menu.
(7) CTO - You can adjust the CTO from 2000K-10000K in this menu.
(8) M/G-SHIFT-You can adjust the M/G-Shift from -0.025-0.025 in this menu.
(9)QUALITY-You can adjust the Quality from 000-255 in this menu.
(10) STROBE - You can adjust the strobe from 000-255 in this menu.

SET UP-In this menu, you can adjust the value of the function.
1. Press “ENTER” button and then UP or DOWN button until “SET UP” is showed.
2. Press “ENTER” button, and there will be 9 options. Then, press ENTER to select the option and press UP or DOWN button to select the value you desire as below.

(1)REFRESH RATE – In this item, you can set the refresh rate(1k Hz-18k Hz).
(2)DIMMER CURVE - In this menu, you can select your desired Dim curve (Linear,Square Law,Inverse Square Law,S-Curve).
(3)DIMMER SPEED- In this menu, you can select your desired dimmer speed (speed1-4,Halogen).
(4)Pixel Ori-In this menu, you can choose whether to reverse the pixel direction. If you select "ON", the direction of the pixel movement will be reversed.
(5)USER CAL-In this menu,you can adjust RGBW from 127-255.
(6) KEY LOCK- You can select whether the password is on or off in this menu , and the password is [DOWN] + [UP] + [DOWN] + [UP] .If you select “on”, then you have to input the password before pressing the buttons. Otherwise, the light won’t respond to your order.
(7)DISPLAY - In this item, you can select “ON” or “30S”. If you select “ON”, the display will be on all the time. And if you select “30S”, the display will extinguish about 30S later.
(8)DISPLAY ORI-In this menu, you can choose whether to reverse the text on the display. If you select "Inverted", the text on the display will be reversed.
(9)FAN- you can adjust the fan mode(AUTO,Max Power,Fan Off).
(10)REDSHIFT-In this menu,you can adjust redshift.
(11)FACTORY RESET-In this menu, you can reset all the value of the system. The password is [DOWN] + [UP] + [DOWN] + [UP].

INFORMATION-In this menu, you can learn about the information of software, hardware,RDM ,serial number,and the working time of the light.
1. Press “ENTER” button and then UP or DOWN button until “INFO” is showed.
2. Press “ENTER” button, and “Software”, “Hardware”, “working time” or “RDM” will be showed. Then press ENTER, and you can see three items as below:
(1) HARDWARE VER - This item displays the Hardware information.
(2)SOFTWARE VER - This item displays the Software information.
(3)SERIAL NUMBER-This item displays the serial number information.
(4)RDM: UID - This item displays the RDM information.
(5)RUN TIME - This item displays the Working time.

TEST MODE-In this menu,If you select “YES”,you can test the RGBW light for one cycle.

7. DMX CHANNELS

CHANNEL 1		
Channel	Function	Value
1	Dimmer	000 - 255

CHANNEL 4		
Channel	Function	Value
1	Master dimmer	000 - 255
2	Lee Filter	000 - 255
3	CTO	000 - 255
4	M/G - shift	000 - 255

CHANNEL 4B		
Channel	Function	Value
1	Red	000 - 255
2	Green	000 - 255
3	Blue	000 - 255
4	Lime	000 - 255

CHANNEL 8		
Channel	Function	Value
1	Red	000 - 255
2	Red fine	000 - 255
3	Green	000 - 255
4	Green fine	000 - 255
5	Blue	000 - 255
6	Blue fine	000 - 255
7	Lime	000 - 255
8	Lime fine	000 - 255

CHANNEL 11		
Channel	Function	Value
1	Master dimmer	000 - 255
2	Shutter	000 - 255
3	Red	000 - 255
4	Green	000 - 255
5	Blue	000 - 255
6	Lime	000 - 255
7	Lee Filter	000 - 255
8	CTO	000 - 255
9	Auto	000 - 255
10	Auto speed	000 - 255
11	Fade	000 - 255

CHANNEL 18		
Channel	Function	Value
1	Master dimmer	000 - 255
2	Master dimmer fine	000 - 255
3	Shutter	000 - 255
4	Red	000 - 255
5	Red fine	000 - 255
6	Green	000 - 255
7	Green fine	000 - 255
8	Blue	000 - 255
9	Blue fine	000 - 255
10	Lime	000 - 255
11	Lime fine	000 - 255
12	Lee Filter	000 - 255
13	CTO	000 - 255
14	Dimmer speed	000 - 255
15	Auto	000 - 255
16	Auto speed	000 - 255
17	Fade	000 - 255
18	Device settings	000 - 255

CHANNEL 22		
Channel	Function	Value
1	Master dimmer	000 - 255
2	Master dimmer fine	000 - 255
3	Shutter	000 - 255
4	Red	000 - 255
5	Green	000 - 255
6	Blue	000 - 255
7	Lime	000 - 255
8	Lee Filter	000 - 255
9	CTO	000 - 255
10	Dimmer speed	000 - 255
11	LED 1 Dimmer	000 - 255
12	LED 2 Dimmer	000 - 255
13	LED 3 Dimmer	000 - 255
14	LED 4 Dimmer	000 - 255
15	LED 5 Dimmer	000 - 255
16	LED 6 Dimmer	000 - 255
17	LED 7 Dimmer	000 - 255
18	LED 8 Dimmer	000 - 255
19	LED 9 Dimmer	000 - 255
20	LED 10 Dimmer	000 - 255
21	LED 11 Dimmer	000 - 255
22	LED 12 Dimmer	000 - 255

CHANNEL 24		
Channel	Function	Value
1	LED 1 - 2 Red	000 - 255
2	LED 1 - 2 Green	000 - 255
3	LED 1 - 2 Blue	000 - 255
4	LED 1 - 2 Lime	000 - 255
5	LED 3 - 4 Red	000 - 255
6	LED 3 - 4 Green	000 - 255
7	LED 3 - 4 Blue	000 - 255
8	LED 3 - 4 Lime	000 - 255
9	LED 5 - 6 Red	000 - 255
10	LED 5 - 6 Green	000 - 255
11	LED 5 - 6 Blue	000 - 255
12	LED 5 - 6 Lime	000 - 255
13	LED 7 - 8 Red	000 - 255
14	LED 7 - 8 Green	000 - 255
15	LED 7 - 8 Blue	000 - 255
16	LED 7 - 8 Lime	000 - 255
17	LED 9 - 10 Red	000 - 255
18	LED 9 - 10 Green	000 - 255
19	LED 9 - 10 Blue	000 - 255
20	LED 9 - 10 Lime	000 - 255
21	LED 11 - 12 Red	000 - 255
22	LED 11 - 12 Green	000 - 255
23	LED 11 - 12 Blue	000 - 255
24	LED 11 - 12 Lime	000 - 255

CHANNEL 34		
Channel	Function	Value
1	Master dimmer	000 - 255
2	Master dimmer fine	000 - 255
3	Shutter	000 - 255
4	LED 1 - 2 Red	000 - 255
5	LED 1 - 2 Green	000 - 255
6	LED 1 - 2 Blue	000 - 255
7	LED 1 - 2 Lime	000 - 255
8	LED 3 - 4 Red	000 - 255
9	LED 3 - 4 Green	000 - 255
10	LED 3 - 4 Blue	000 - 255
11	LED 3 - 4 Lime	000 - 255
12	LED 5 - 6 Red	000 - 255
13	LED 5 - 6 Green	000 - 255
14	LED 5 - 6 Blue	000 - 255
15	LED 5 - 6 Lime	000 - 255
16	LED 7 - 8 Red	000 - 255
17	LED 7 - 8 Green	000 - 255
18	LED 7 - 8 Blue	000 - 255
19	LED 7 - 8 Lime	000 - 255
20	LED 9 - 10 Red	000 - 255
21	LED 9 - 10 Green	000 - 255
22	LED 9 - 10 Blue	000 - 255
23	LED 9 - 10 Lime	000 - 255
24	LED 11 - 12 Red	000 - 255
25	LED 11 - 12 Green	000 - 255
26	LED 11 - 12 Blue	000 - 255
27	LED 11 - 12 Lime	000 - 255
28	Dimmer speed	000 - 255
29	Lee Filter	000 - 255
30	CTO	000 - 255
31	Auto	000 - 255
32	Auto speed	000 - 255
33	Fade	000 - 255
34	Device settings	000 - 255

CHANNEL 48		
Channel	Function	Value
1	LED 1 Red	000 - 255
2	LED 1 Green	000 - 255
3	LED 1 Blue	000 - 255
4	LED 1 Lime	000 - 255
5	LED 2 Red	000 - 255
6	LED 2 Green	000 - 255
7	LED 2 Blue	000 - 255
8	LED 2 Lime	000 - 255
9	LED 3 Red	000 - 255
10	LED 3 Green	000 - 255
11	LED 3 Blue	000 - 255
12	LED 3 Lime	000 - 255
13	LED 4 Red	000 - 255
14	LED 4 Green	000 - 255
15	LED 4 Blue	000 - 255
16	LED 4 Lime	000 - 255
17	LED 5 Red	000 - 255
18	LED 5 Green	000 - 255
19	LED 5 Blue	000 - 255
20	LED 5 Lime	000 - 255
21	LED 6 Red	000 - 255
22	LED 6 Green	000 - 255
23	LED 6 Blue	000 - 255
24	LED 6 Lime	000 - 255
25	LED 7 Red	000 - 255
26	LED 7 Green	000 - 255
27	LED 7 Blue	000 - 255
28	LED 7 Lime	000 - 255
29	LED 8 Red	000 - 255
30	LED 8 Green	000 - 255
31	LED 8 Blue	000 - 255
32	LED 8 Lime	000 - 255
33	LED 9 Red	000 - 255
34	LED 9 Green	000 - 255
35	LED 9 Blue	000 - 255
36	LED 9 Lime	000 - 255

37	LED 10 Red	000 - 255
38	LED 10 Green	000 - 255
39	LED 10 Blue	000 - 255
40	LED 10 Lime	000 - 255
41	LED 11 Red	000 - 255
42	LED 11 Green	000 - 255
43	LED 11 Blue	000 - 255
44	LED 11 Lime	000 - 255
45	LED 12 Red	000 - 255
46	LED 12 Green	000 - 255
47	LED 12 Blue	000 - 255
48	LED 12 Lime	000 - 255

CHANNEL 58		
Channel	Function	Value
1	Master Dimmer	000 - 255
2	Master dimmer fine	000 - 255
3	Shutter	000 - 255
4	LED 1 Red	000 - 255
5	LED 1 Green	000 - 255
6	LED 1 Blue	000 - 255
7	LED 1 Lime	000 - 255
8	LED 2 Red	000 - 255
9	LED 2 Green	000 - 255
10	LED 2 Blue	000 - 255
11	LED 2 Lime	000 - 255
12	LED 3 Red	000 - 255
13	LED 3 Green	000 - 255
14	LED 3 Blue	000 - 255
15	LED 3 Lime	000 - 255
16	LED 4 Red	000 - 255
17	LED 4 Green	000 - 255
18	LED 4 Blue	000 - 255
19	LED 4 Lime	000 - 255
20	LED 5 Red	000 - 255
21	LED 5 Green	000 - 255
22	LED 5 Blue	000 - 255
23	LED 5 Lime	000 - 255
24	LED 6 Red	000 - 255
25	LED 6 Green	000 - 255
26	LED 6 Blue	000 - 255
27	LED 6 Lime	000 - 255
28	LED 7 Red	000 - 255
29	LED 7 Green	000 - 255
30	LED 7 Blue	000 - 255
31	LED 7 Lime	000 - 255
32	LED 8 Red	000 - 255

33	LED 8 Green	000 - 255
34	LED 8 Blue	000 - 255
35	LED 8 Lime	000 - 255
36	LED 9 Red	000 - 255
37	LED 9 Green	000 - 255
38	LED 9 Blue	000 - 255
39	LED 9 Lime	000 - 255
40	LED 10 Red	000 - 255
41	LED 10 Green	000 - 255
42	LED 10 Blue	000 - 255
43	LED 10 Lime	000 - 255
44	LED 11 Red	000 - 255
45	LED 11 Green	000 - 255
46	LED 11 Blue	000 - 255
47	LED 11 Lime	000 - 255
48	LED 12 Red	000 - 255
49	LED 12 Green	000 - 255
50	LED 12 Blue	000 - 255
51	LED 12 Lime	000 - 255
52	Dimmer speed	000 - 255
53	Lee Filter	000 - 255
54	CTO	000 - 255
55	Auto	000 - 255
56	Auto speed	000 - 255
57	Fade	000 - 255
58	Device settings	000 - 255

DMX CONTROL SHEET

Device settings (wait 3s to execute and store)		
0	45	No function
46	50	Pixel orientation ON
51	55	Pixel orientation OFF
56	60	Dimmer curve Linear
61	65	Dimmer curve Square Law
66	70	Dimmer curve Inv.Squ.Law
71	75	Dimmer curve S-Curve
76	79	No function
80	84	Display orientation Inverted
85	89	Display orientation Normal
130	134	1KHz
135	139	2KHz
140	144	3KHz
145	149	4KHz
150	154	5KHz
155	159	6KHz
160	164	7KHz
165	169	8KHz
170	174	9KHz
175	179	10KHz
180	184	11KHz
185	189	12KHz
190	194	13KHz
195	199	14KHz
200	204	15KHz
205	209	16KHz
210	214	17KHz
215	219	18KHz
220	224	No function
225	229	Redshift ON
230	234	Redshift OFF
235	239	No function
240	244	Display ON
245	249	Display 30S
250	255	Factory reset

Auto					
21	30	Auto 1	141	151	Auto 12
31	41	Auto 2	152	162	Auto 13
42	52	Auto 3	163	173	Auto 14
53	63	Auto 4	174	184	Auto 15
64	74	Auto 5	185	195	Auto 16
75	85	Auto 6	196	206	Auto 17
86	96	Auto 7	207	217	Auto 18
97	107	Auto 8	218	228	Auto 19
108	118	Auto 9	229	239	Auto 20
119	129	Auto 10	240	250	Auto 21
130	140	Auto 11	251	255	Auto 22

Shutter		
0	4	Open
5	44	Strobe
45	46	Open
47	86	Pulse Out
87	88	Open
89	128	Pulse In
129	130	Open
131	170	Random
171	172	Open
173	212	Random Single pixel
213	214	Open
215	254	Spikers
255		Open

Dimmer speed (wait 3s to execute and store)	
0-42	No Function
43-84	Dimmer Speed 1
85-126	Dimmer Speed 2
127-168	Dimmer Speed 3
169-210	Dimmer Speed 4
211-255	Halogen

CTO								
8		2000K	73	74	3650K	137	138	5250K
9	10	2050K	75	76	3700K	139	140	5300K
11	12	2100K	77	78	3750K	141	142	5350K
13	14	2150K	79	80	3800K	143	144	5400K
15	16	2200K	81	82	3850K	145	146	5450K
17	18	2250K	83	84	3900K	147	148	5500K
19	20	2300K	85	86	3950K	149	150	5550K
21	22	2350K	87	88	4000K	151	152	5600K
23	24	2400K	89	90	4050K	153	154	5650K
25	26	2450K	91	92	4100K	155	156	5700K
27	28	2500K	93	94	4150K	157	158	5750K
29	30	2550K	95	96	4200K	159	160	5800K
31	32	2600K	97	98	4250K	161	162	5850K
33	34	2650K	99	100	4300K	163	164	5900K
35	36	2700K	101	102	4350K	165	166	5950K
37	38	2750K	103	104	4400K	167	168	6000K
39	40	2800K	105	106	4450K	169	170	6250K
41	42	2850K	107	108	4500K	171	172	6500K
43	44	2900K	109	110	4550K	173	174	6750K
45	46	2950K	111	112	4600K	175	176	7000K
47	48	3000K	113	114	4650K	177	178	7250K
49	50	3050K	115	116	4700K	179	180	7500K
51	52	3100K	117	118	4750K	181	182	7750K
53	54	3150K	119	120	4800K	183	184	8000K
55	56	3200K	121	122	4850K	185	186	8250K
57	58	3250K	123	124	4900K	187	188	8500K
59	60	3300K	125	126	4950K	189	190	8750K
61	62	3350K	127	128	5000K	191	192	9000K
63	64	3400K	129	130	5050K	193	194	9250K
65	66	3450K	131	132	5100K	195	196	9500K
67	68	3500K	133	134	5150K	197	198	9750K
69	70	3550K	135	136	5200K	199	200	10000K
71	72	3600K						

Lee Filter			
1	Rose_Pink	33	Just_Blue
2	Lavender_Tint	34	Deeper_Blue
3	Medium_Bastard_Amber	35	Lime_Green
4	Pale_Yellow	36	Moss_Green
5	Dark_Salmon	37	Dark_Yellow_Green
6	Pale_Amber_Gold	38	Spring_Yellow
7	Medium_Yellow	39	Yellow
8	Straw_Tint	40	Light_Amber
9	Deep_Straw	41	Straw
10	Surprise_Peach	42	Deep_Amber
11	Fire	43	Orange
12	Medium_Amber	44	Primary_Red
13	Gold_Amber	45	Light_Rose
14	Dark_Amber	46	English_Rose
15	Scarlet	47	Light_Salmon
16	Sunset_Red	48	Middle_Rose
17	Bright_Red	49	Dark_Pink
18	Medium_Red	50	Magenta
19	Plasa_Red	51	Peacock_Blue
20	Light_Pink	52	Medium_BlueGreen
21	Medium_Pink	53	Steel_Blue
22	Dark_Magenta	54	Light_Blue
23	Rose_Purple	55	Dark_Blue
24	Medium_Purple	56	Deep_Blue
25	Light_Lavender	57	LEE_Green
26	Paler_Lavender	58	Fern_Green
27	Lavender	59	Dark_Green
28	Mist_Blue	60	Mauve
29	Pale_Blue	61	Smokey_Pink
30	Sky_Blue	62	Bright_Pink
31	Tokyo_Blue	63	Clear
32	Evening_Blue	64	Marine_Blue

65	Medium_Blue	97	Dark_Lavender
66	Golden_Amber	98	Congo_Blue
67	Deep_Golden_Amber	99	Light_Red
68	Pale_Lavender	100	Moonlight_Blue
69	Special_Lavender	101	Flesh_Pink
70	Pale_Green	102	Surprise_Pink
71	Primary_Green	103	Zenith_Blue
72	Summer_Blue	104	True_Blue
73	Bright_Blue	105	Alice_Blue
74	Pale_Violet	106	Palace_Blue
75	Pale_Navy_Blue	107	Regal_Blue
76	No_Colour_Blue	108	Double_C_Blue
77	Apricot	109	Full_C_Blue
78	Bright_Rose	110	Half_C_Blue
79	Gold_Tint	111	Quarter_Blue
80	Pale_Gold	112	Full_C_Orange
81	Pale_Salmon	113	Half_C_Orange
82	Pale_Rose	114	Quarter_C_Orange
83	Chocolate	115	Full_C_Orange_3_ND
84	Pink	116	Full_C_Orange_6_ND
85	Deep_Orange	117	L_C_Yellow_Y1
86	No_Colour_Straw	118	White_Flame_Green
87	Slate_Blue	119	Eighth_C_Blue
88	Bastard_Amber	120	LEE_Fluorescent_Green
89	Flame_Red	121	Eighth_C_Orange
90	Daylight_Blue	122	Super_Correction_L_C_T_Yellow
91	Lilac_Tint	123	Super_Correction_W_F_Green
92	Deep_Lavender	124	H_M_I_to_Tungsten
93	Lagoon_Blue	125	C_I_D_to_Tungsten
94	Dark_Steel_Blue	126	C_S_I_to_Tungsten
95	Loving_Amber	127	LEE_Fluorescent_5700_Kelvin
96	Chrome_Orange	128	LEE_Fluorescent_4300_Kelvin

129	LEE_Fluorescent_3600_Kelvin	161	Half_New_Colour_Blue
130	LEE_Plus_Green	162	Quarter_New_Colour_Blue
131	Half_Plus_Green	163	Waterfront_Green
132	Quarter_Plus_Green	164	Sally_Green
133	LEE_Minus_Green	165	Marlene
134	Half_Minus_Green	166	Madge
135	Quarter_Minus_Green	167	Midnight_Maya
136	Eighth_Plus_Green	168	Bacon_Brown
137	Eighth_Minus_Green	169	Amber_Delight
138	Three_Quarter_C_Blue	170	Ice_and_a_Slice
139	One_and_a_Half_C_Blue	171	Double_GT
140	Three_Quarter_C_Orange	172	Argent_Blue
141	One_and_a_Half_C_Orange	173	ALD_Gold
142	Double_C	174	Arctic_White
143	Soft_Green	175	Silver
144	Jade	176	Platinum
145	Forest_Green	177	Moonlight_White
146	Follies_Pink	178	Full_C
147	Special_Rose_Pink	179	Half_Mustard_Yellow
148	Special_Medium_Lavender	180	Quarter_Mustard_Yellow
149	Fuchsia_Pink	181	Industry_Sodium
150	Glacier_Blue	182	HI_Sodium
151	Lighter_Blue	183	Urban_Sodium
152	Special_Steel_Blue	184	LO_Sodium
153	Special_Medium_Blue	185	Perfect_Lavender
154	Cornflower	186	Provence
155	Full_C_Straw	187	Special_Pale_Lavender
156	Half_C_Straw	188	Cold_Lavender
157	Quarter_C_Straw	189	Lily
158	Eighth_C_Straw	190	King_Fals_Lavender
159	Double_New_Colour_Blue	191	Ultimate_Violet
160	New_Colour_Blue_Robertson_Blue	192	Cool_Lavender

193	Electric_Lilac	225	LEE_Yellow
194	Spir_Special_Blue	226	Oklahoma_Yellow
195	Cold_Blue	227	Egg_Yolk_Yellow
196	Bedford_Blue	228	Burnt_Yellow
197	J_Winter_Blue	229	Cardbox_Amber
198	Elysian_Blue	230	Nectarine
199	Cabana_Blue	231	Rust
200	Mikkel_Blue	232	Millennium_Gold
201	Colour_Wash_Blue	233	Bastard_Pink
202	Berry_Blue	234	AS_Golden_Amber
203	Bray_Blue	235	Terry_Red
204	Virgin_Blue	236	Marius_Red
205	Ocean_Blue	237	Blood_Red
206	Old_Steel_Blue	238	Moroccan_Pink
207	QFD_Blue	239	Vanity_Fair
208	Steel_Green	240	Pretty_n_Pink
209	Scuba_Blue	241	Magical_Magenta
210	Liberty_Green	242	Deep_Purple
211	Dirty_Ice	243	Chrysalis_Pink
212	Damp_Squib	244	Special_KH_Lavender
213	Velvet_Green	245	Half_C_O__Acrylic_Panel
214	Twickenham_Green	246	Full_C_O_0_3_ND_Acrylic_Panel
215	JAS_Green	247	Full_C_O_0_6_ND_Acrylic_Panel
216	Aurora_Borealis_Green	248	0_3_ND_Acrylic_Panel
217	Mustard_Yellow	249	Cosmetic_Peach
218	Bram_Brown	250	Cosmetic_Silver_Rose
219	Dirty_White	251	Cosmetic_Rouge
220	Brown	252	Cosmetic_Highlight
221	Easy_White	253	Cosmetic_Silver_Moss
222	Seedy_Pink	254	Cosmetic_Aqua_Blue
223	Wheat	255	Lily_Frost
224	Sun_Colour_Straw		

DIMMER CURVE

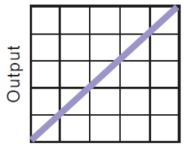

DMX %
LINEAR

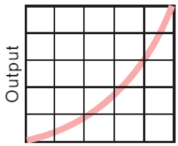

DMX %
SQUARE LAW

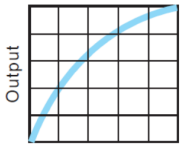

DMX %
INVERSE SQUARE LAW

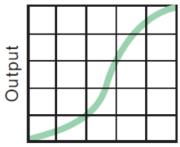

DMX %
S-CURVE

HALOGEN CURVE

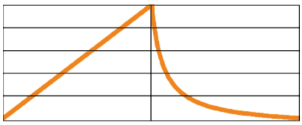

MECHANICAL SPECIFICATION

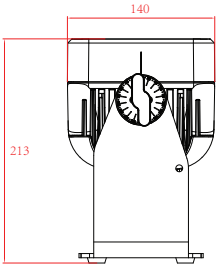

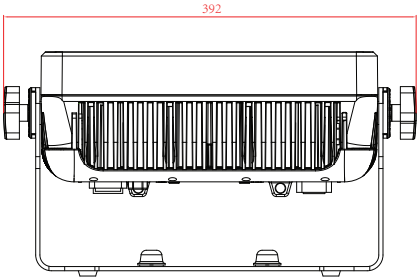

ACCESSORY

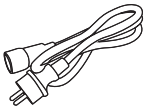

Power cable

Fast lock

OPTIONAL ACCESSORIES

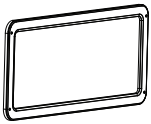

Magnetic frost filter

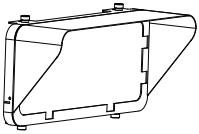

One-sided barndoor

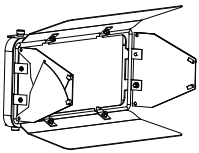

Four-sided barndoor

RDM compliance:ANSI/ESTA E.120

Parameter ID	Command 'Discovery'	Command 'Set'	Command 'Get'
DISC_UNIQUE_BRANCH	√		
DISC_MUTE	√		
DISC_UN_MUTE	√		
DEVICE_INFO			√
SUPPORTED_PARAMETERS			√
SOFTWARE_VERSION_LABEL			√
DMX_START_ADDRESS		√	√
IDENTIFY_DEVICE		√	√
DEVICE_MODEL_DESCRIPTION			√
PARAMETER_DESCRIPTION			√
MANUFACTURER_LABEL			√
DEVICE_LABEL		√	√
FACTORY_DEFAULTS		√	√
BOOT_SOFTWARE_VERSION_ID			√
BOOT_SOFTWARE_VERSION_LABEL			√
DMX_PERSONALITY		√	√
DMX_PERSONALITY_DESCRIPTION			√
SLOT_INFO			√
SLOT_DESCRIPTION			√
SENSOR_DEFINITION			√
SENSOR_VALUE			√
DEVICE_HOURS			√
LAMP_HOURS			√
RESET_DEVICE		√	
DIMMER CURVE		√	√
DMX STATE		√	√
DIMMER SPEED		√	√



CYCLOPS
LIGHTING

Cyclops Lighting creates professional lighting fixtures for **lighting professionals**. Our extensive product catalog covers every lighting application, from small to big, from simple to complex. We focus on maximizing value for our users, ensuring superior **performance**, complete **documentation** and expert **worldwide support**.

www.cyclopslighting.com