

KA24 - KA84

All in one KA amplifier and processing solution



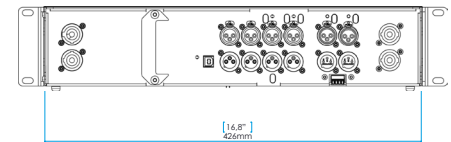

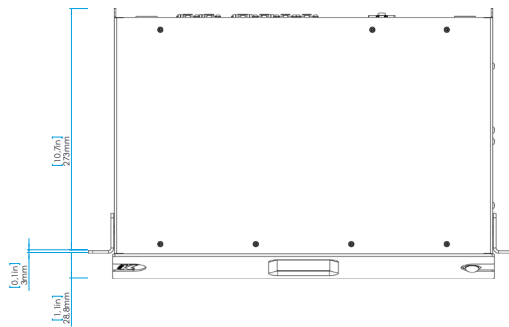
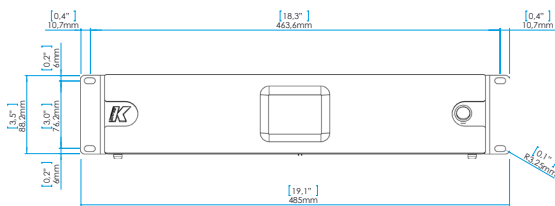
Features

- 2000 W or 8000 W in just 2 rack units
- 4 analog IN and 2 AES-EBU IN to 4 fully configurable OUT
- 2 GPIO for external analog controls
- Mic IN and 48V option on all IN for mixer application
- Integrated DSP with processing, matrix and delays
- On-board touch screen for easy access functions
- K-array loudspeaker presets already on-board
- RS485 and USB connectivity for remote control

Applications

- Theatrical sound reinforcement
- Concert halls, clubs, house of worship
- Exhibit audio for museum displays
- Cinema and installed AV systems
- Touring PA and Monitoring

Installed Sound KA24 - KA84



The K-array KA line of power amplifiers are comprised from KA24 and KA84. The KA24 is a 4 channel per 500W on 4ohm and the KA84 is a 4 channel per 2000W on 4ohm. Each model has 4 fully independent and configurable channels. The integrated DSP offers EQ, Matrix, Levels, Delays and Limiter functions on every channel, to avoid the need of external additional processors. The front panel has an easy-to-use touchscreen that gives access to all the basic functions for quick setup and corrections.

The KA24 and KA84 can be used as a mixer for fixed installations thanks to the microphone and Phantom power options available on every analog IN. 2 GPIO ports give easy external analog controls using K-array accessories.

An on-board K-array speaker preset library gives an optimal and easy configuration for endless combinations. All DSP functions are remote controlled via the K-framework software over RS485 (3-pin XLR) or integrated USB connector.

Both amplifiers are built into a 2U light weight aluminium chassis and come with a kit of removable rack adapters and four rubber pads for flat surfaces.

KA amplifiers feature optical limiters, and protection against over temperature, over current and short circuits.

All KA components are designed by the K-array R&D department and custom made under the K-array quality control system.

KA24

KA84

	KA24	KA84
Power Output		
Max Power @ 4Ω	4 x 600 W ⁽¹⁾	4 x 2000 W ⁽¹⁾
Max Power @ 8Ω	4 x 300 W ⁽¹⁾	4 x 1000 W ⁽¹⁾
Max Power bridged @ 8Ω	2 x 1200 W ⁽¹⁾	2 x 4000 W ⁽¹⁾
Minimum impedance	4 Ω (single channel mode) 8 Ω (bridge mode)	
Audio specs		
Distortion (THD + N)	< 0.09% 1W to full power @ 4Ω (typically <0.05%)	
Input impedance	10 kΩ balanced	
Gain	26 dB	32 dB
Output	Unbalanced to ground	
Bandwidth	20Hz - 20kHz (±1 dB)	
Damping factor	> 10000 @ 100Hz	
Protection		
Thermal	Yes	
Short circuit / over-load	Yes	
Clip limit, Analog signal limit	Yes	
Audio Input		
Analog Connectors	4 male + 4 female 3-pin balanced XLR	
Digital Connectors	1 male + 1 female 3-pin XLR	
Remote control Input		
Connectors	1 male + 1 female XLR parallel / 1 USB B Jack serial converter	
Audio powered Output		
Connectors	2 x 4-pin Speakon NL4	
NL4 1 wiring	1+1- = A1 2+2- = A2	
NL4 2 wiring	1+1- = B1 2+2- = B2	
AC power		
Connector	2 x PowerCon IN/OUT	
Nominal voltage	100 - 240 V, 50/60 Hz with PFC	
Operating Range	AC 90 - 264 V	
Efficiency	>79% (typical)	
1/8 rated power (pink noise)@ 8Ω	440 VA	600 VA
Certification		
IP	20	
Physical		
Dimensions	430 mm x 295 mm x 94 mm (17" x 12" x 4")	
Weight	5.5 kg (12.12 lbs)	6.1 kg (13.45 lbs)

Notes for data
1. EIAJ Test Standard, 1KHz, 1%THD

New materials and design are introduced into existing products without previous notice. Present systems may differ in some respects from those presented in this catalogue.

