


Conical Truss FD/HD32 Fixed Corners Vertical

FD/HD32 FIXED CORNERS


The HD32 / FD32 series allow a wide variety of structural shapes in one level by using corners, cross-pieces and tees. Optically and statically adapted to fit the straight elements. The HD32 / FD32 System is suitable for using horizontally and vertically. The load capacity is identical.

2-WAY Corners



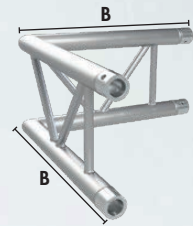
2 WAY VERTICAL CORNER 45°			
Measurements	A	B	C
Metric	100 cm.	-	-
Imperial	39.4 in.	-	-

productcode: FD/HD32 L45/V



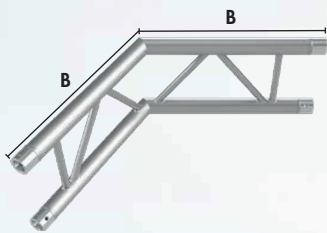
2 WAY VERTICAL CORNER 60°			
Measurements	A	B	C
Metric	100 cm.	-	-
Imperial	39.4 in.	-	-

productcode: FD/HD32 L60/V



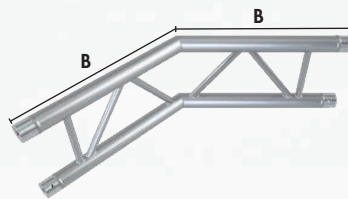
2 WAY VERTICAL CORNER 90°			
Measurements	A	B	C
Metric	-	50 cm.	-
Imperial	-	19.7 in.	-

productcode: FD/HD32 L90/V



2 WAY VERTICAL CORNER 120°			
Measurements	A	B	C
Metric	-	50 cm.	-
Imperial	-	19.7 in.	-


productcode: FD/HD32 L120/V



2 WAY VERTICAL CORNER 135°			
Measurements	A	B	C
Metric	-	50 cm.	-
Imperial	-	19.7 in.	-


productcode: FD/HD32 L135/V

3-WAY & 4-WAY Corners



3 WAY VERTICAL T-PIECE			
Measurements	A	B	C
Metric	-	50 cm.	-
Imperial	-	19.7 in.	-

productcode: FD/HD32 T/V



4 WAY VERTICAL X-PIECE			
Measurements	A	B	C
Metric	-	50 cm.	-
Imperial	-	19.7 in.	-

productcode: FD/HD32 X/V